



Crown - fusion

Series 322

Threaded, Full Port Two-Piece Ball Valve

¼" ~ 2" sizes, Class 800 or 3000 WOG

2 ½" ~ 3" sizes, Class 600 or 2000 WOG

ASME B16.34 Standard

Blowout Proof Stem

Material to NACE MR0175

Standard Marking to MSS SP-25

Fire Safe Certified to API 607 with ¼" ~ 3"

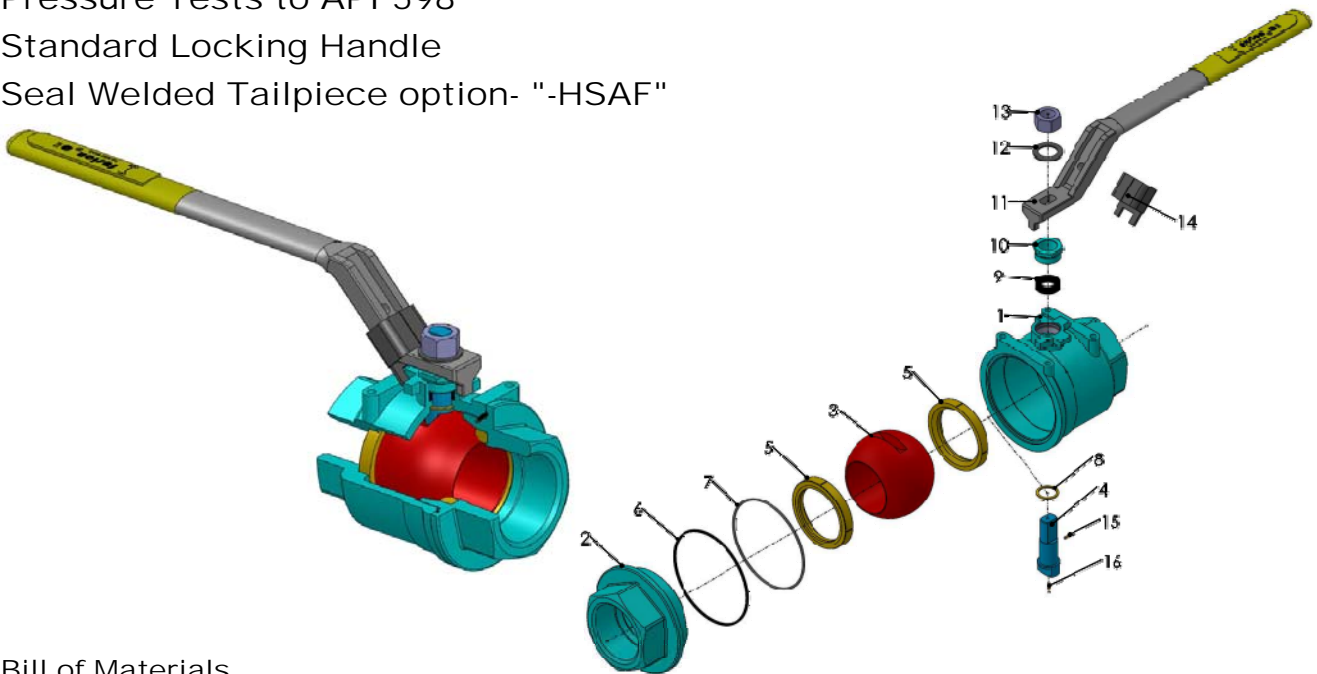
Anti-Static for ¼" ~ 3"

API 608 Compliance to 2"

Pressure Tests to API 598

Standard Locking Handle

Seal Welded Tailpiece option- "-HSAF"



Bill of Materials

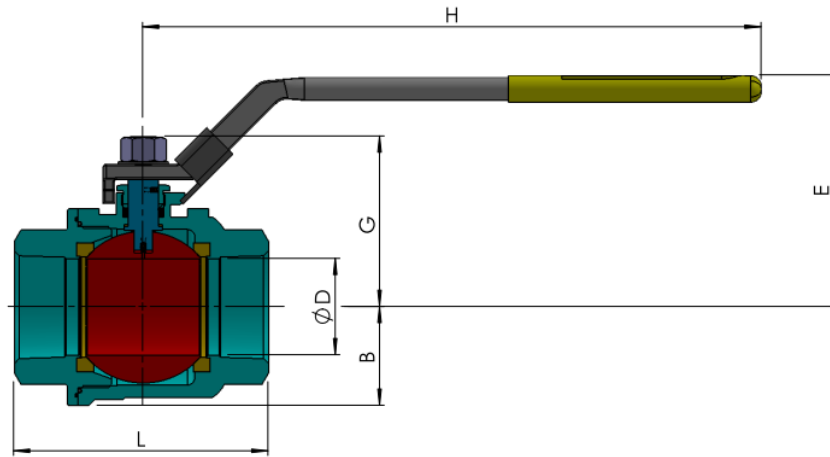
ITEM	PART	STAINLESS STEEL	SOUR LOW TEMP (NACE)	SOUR (NACE)	Q'TY
1	BODY	ASTM A351 CF8M	ASTM A352 LCC	ASTM A216 WCB	1
2	END CAP	ASTM A351 CF8M	ASTM A352 LCC	ASTM A216 WCB	1
3	BALL	ASTM A351 CF8M	ASTM A351 CF8M	ASTM A351 CF8M	1
4	STEM	ASTM A564 630	ASTM A564 630	ASTM A564 630	1
☆ 5	SEAT	TFM	TFM	TFM	2
☆ 6	BODY GASKET	GRAPHITE	GRAPHITE	GRAPHITE	1
☆ 7	BODY O-RING	TEFLON	VITON GLT	VITON	1
☆ 8	THRUST WASHER	RTFE	RTFE	RTFE	1
☆ 9	PACKING	GRAPHITE	GRAPHITE	GRAPHITE	1
10	GLAND RETAINER NUT	304SS	304SS	304SS	1
11	HANDLE	304SS	CS PLATED	CS PLATED	1
12	STEM WASHER	304SS	CS PLATED	CS PLATED	1
13	HANDLE NUT	304SS	CS PLATED	CS PLATED	1
14	LOCKING DEVICE	304SS	CS PLATED	CS PLATED	1
15	SPRING	304SS	304SS	304SS	1
16	SPRING	304SS	304SS	304SS	1

Note 1 : ☆ Minor repair kit ;





Crown - fusion Series 322

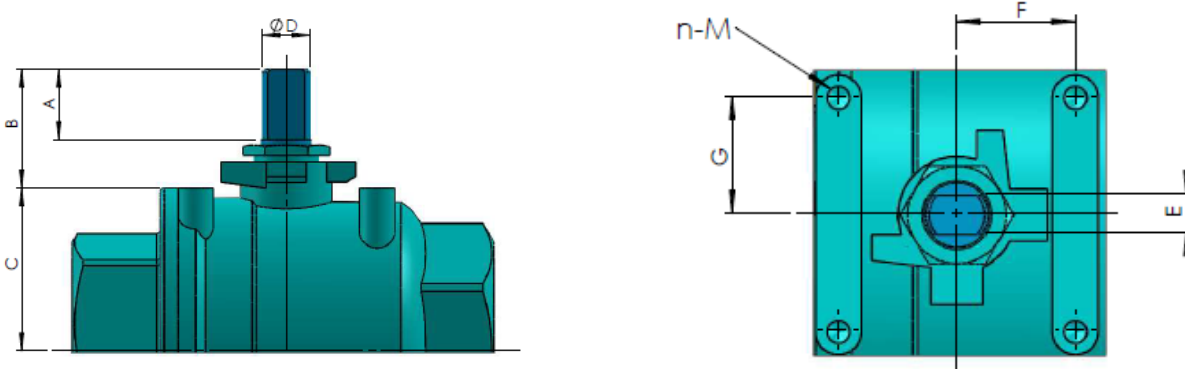


Weights and Dimensions

SIZE	PRESSURE	D	L	B	G	H	E	Cv	WEIGHT
In / DN		In / mm	In / mm	In / mm	In / mm	In / mm	In / mm	Gal / min	Kg / Lbs
1/4 / 8	CLASS 800	0.36 / 9.2	2.11 / 54	0.63 / 16	1.23 / 31	1.86 / 47	3.82 / 97	13	0.25 / 0.6
	3000WOG	0.36 / 9.2	2.11 / 54	0.63 / 16	1.23 / 31	1.86 / 47	3.82 / 97	13	0.25 / 0.6
3/8 / 10	CLASS 800	0.36 / 9.2	2.11 / 54	0.63 / 16	1.23 / 31	1.86 / 47	3.82 / 97	13	0.25 / 0.6
	3000WOG	0.36 / 9.2	2.11 / 54	0.63 / 16	1.23 / 31	1.86 / 47	3.82 / 97	13	0.26 / 0.6
1/2 / 15	CLASS 800	0.50 / 12.7	2.66 / 68	0.85 / 22	1.76 / 45	2.08 / 53	4.33 / 110	26	0.50 / 1.1
	3000WOG	0.50 / 12.7	2.66 / 68	0.85 / 22	1.76 / 45	2.08 / 53	4.33 / 110	26	0.53 / 1.2
3/4 / 20	CLASS 800	0.75 / 19.1	2.97 / 76	0.96 / 24	1.91 / 49	2.23 / 57	4.33 / 110	61	0.80 / 1.8
	3000WOG	0.75 / 19.1	2.97 / 76	0.96 / 24	1.91 / 49	2.23 / 57	4.33 / 110	61	0.80 / 1.8
1 / 25	CLASS 800	0.98 / 25.0	3.50 / 89	1.15 / 29	2.28 / 58	2.74 / 70	5.57 / 142	110	1.20 / 2.7
	3000WOG	0.98 / 25.0	3.50 / 89	1.15 / 29	2.28 / 58	2.74 / 70	5.57 / 142	110	1.28 / 2.8
1-1/4 / 32	CLASS 800	1.20 / 31.0	3.96 / 101	1.39 / 35	2.48 / 63	2.94 / 75	5.57 / 142	170	1.50 / 3.3
	3000WOG	1.20 / 31.0	3.96 / 101	1.39 / 35	2.48 / 63	2.94 / 75	5.57 / 142	170	1.90 / 4.2
1-1/2 / 40	CLASS 800	1.50 / 38.0	4.45 / 113	1.62 / 41	3.02 / 77	3.22 / 82	6.50 / 165	260	2.00 / 4.4
	3000WOG	1.50 / 38.0	4.45 / 113	1.62 / 41	3.02 / 77	3.22 / 82	6.50 / 165	260	2.88 / 6.4
2 / 50	CLASS 800	1.97 / 50.0	5.18 / 132	2.00 / 51	3.36 / 85	4.42 / 112	10.04 / 255	480	4.30 / 9.5
	3000WOG	1.97 / 50.0	5.18 / 132	2.00 / 51	3.43 / 87	4.42 / 112	10.04 / 255	480	5.28 / 11.6
2-1/2 / 65	CLASS 600	2.50 / 63.5	6.59 / 168	2.56 / 65	4.42 / 112	5.96 / 151	15.98 / 406	800	9.00 / 19.8
	2000WOG	2.50 / 63.5	6.59 / 168	2.56 / 65	4.42 / 112	5.96 / 151	15.98 / 406	800	9.00 / 19.8
3 / 80	CLASS 600	3.00 / 76.2	7.46 / 190	2.99 / 76	4.80 / 122	6.34 / 161	15.98 / 406	1150	13.50 / 29.8
	2000WOG	3.00 / 76.2	7.46 / 190	2.99 / 76	4.80 / 122	6.34 / 161	15.98 / 406	1150	13.50 / 29.8

Note 1 : "L" DIMENSION ± 0.06 in. / 1.5 mm





Actuator Mounting Dimensions

SIZE	PRESS- URE	A	B	C	D	E(FLAT)	F	G	n-M
In / DN		In / mm	In / mm	In / mm	In / mm	In / mm	In / mm	In / mm	mm
1/4 / 8	CLASS 800	0.31 / 8	0.70 / 18	0.53 / 14	0.31 / 8	0.20 / 5	0.50 / 13	0.56 / 14	2-M5
	3000WOG	0.31 / 8	0.70 / 18	0.53 / 14	0.31 / 8	0.20 / 5	0.50 / 13	0.56 / 14	2-M5
3/8 / 10	CLASS 800	0.31 / 8	0.70 / 18	0.53 / 14	0.31 / 8	0.20 / 5	0.50 / 13	0.56 / 14	2-M5
	3000WOG	0.31 / 8	0.70 / 18	0.53 / 14	0.31 / 8	0.20 / 5	0.50 / 13	0.56 / 14	2-M5
1/2 / 15	CLASS 800	0.55 / 14	0.98 / 25	0.79 / 20	0.39 / 10	0.24 / 6	0.50 / 13	0.56 / 14	2-M5
	3000WOG	0.55 / 14	0.98 / 25	0.79 / 20	0.39 / 10	0.24 / 6	0.50 / 13	0.56 / 14	2-M5
3/4 / 20	CLASS 800	0.55 / 14	0.98 / 25	0.93 / 24	0.39 / 10	0.24 / 6	0.87 / 22	0.69 / 17	2-M5
	3000WOG	0.55 / 14	0.98 / 25	0.93 / 24	0.39 / 10	0.24 / 6	0.87 / 22	0.69 / 17	2-M5
1 / 25	CLASS 800	0.65 / 17	1.18 / 30	1.10 / 28	0.47 / 12	0.31 / 8	0.87 / 22	0.69 / 17	2-M5
	3000WOG	0.65 / 17	1.18 / 30	1.10 / 28	0.47 / 12	0.31 / 8	0.87 / 22	0.69 / 17	2-M5
1-1/4 / 32	CLASS 800	0.65 / 17	1.19 / 30	1.30 / 33	0.47 / 12	0.31 / 8	0.93 / 24	0.75 / 19	2-M5X6.5 DEEP
	3000WOG	0.65 / 17	1.15 / 29	1.33 / 34	0.47 / 12	0.31 / 8	0.93 / 24	0.75 / 19	2-M5X6.5 DEEP
1-1/2 / 40	CLASS 800	0.91 / 23	1.45 / 37	1.57 / 40	0.63 / 16	0.39 / 10	0.93 / 24	0.75 / 19	2-M6X6.5 DEEP
	3000WOG	0.91 / 23	1.45 / 37	1.57 / 40	0.63 / 16	0.39 / 10	0.93 / 24	0.75 / 19	2-M6X6.5 DEEP
2 / 50	CLASS 800	0.91 / 23	1.45 / 37	1.91 / 49	0.63 / 16	0.39 / 10	0.93 / 24	0.75 / 19	2-M6X6.5 DEEP
	3000WOG	0.91 / 23	1.45 / 37	1.98 / 50	0.63 / 16	0.39 / 10	0.93 / 24	0.75 / 19	2-M6X6.5 DEEP
2-1/2 / 65	CLASS 600	1.10 / 28	1.86 / 47	2.56 / 65	0.79 / 20	0.47 / 12	1.42 / 36	1.42 / 36	4-M8X6 DEEP
	2000WOG	1.10 / 28	1.86 / 47	2.56 / 65	0.79 / 20	0.47 / 12	1.42 / 36	1.42 / 36	4-M8X6 DEEP
3 / 80	CLASS 600	1.10 / 28	1.81 / 46	2.99 / 76	0.79 / 20	0.47 / 12	1.42 / 36	1.42 / 36	4-M8X6 DEEP
	2000WOG	1.10 / 28	1.81 / 46	2.99 / 76	0.79 / 20	0.47 / 12	1.42 / 36	1.42 / 36	4-M8X6 DEEP

Note 1 : 1/4"-2" : 2 tapped hole mounting pad : 2 1/2"-3" : 4 tapped hole mounting pad

Due to continuous development of our products, we reserve the right to modify our product design or construction without prior notice.

